



PREHLAD REGISTRÁCIÍ NOVÝCH OSOBNÝCH A MALÝCH ÚŽITKOVÝCH AUTOMOBILOV V SR
The registration survey of new passenger cars and light commercial vehicles in SR

Oficiálny dovoz
Official import

N

05/2011

| ZNAČKA / MAKE | Máj 2011 | | | | | | Kumulatív 01.-05./2011 | | | | | | Poradie 01.-05./2011 | | | Kumulatív 01.-05./2010 | | | | | |
|------------------|--------------|------------|--------------|---------------|---------------|---------------|------------------------|--------------|---------------|---------------|---------------|---------------|----------------------|-----|-----|------------------------|--------------|---------------|---------------|---------------|---------------|
| | Máj 2011 | | | | | | Cumulativ 01.-05./2011 | | | | | | Rank 01.-05./2011 | | | Cumulativ 01.-05./2010 | | | | | |
| | ks | ks | ks | % | % | % | ks | ks | ks | % | % | % | M1 | N1 | Σ | ks | ks | ks | % | % | % |
| | M1 | N1 | Σ | podiel M1 | podiel N1 | Σ | M1 | N1 | Σ | podiel M1 | podiel N1 | Σ | M1 | N1 | Σ | M1 | N1 | Σ | M1 | N1 | Σ |
| ALFA ROMEO | 13 | | 13 | 0,20 | 0,00 | 0,18 | 69 | 1 | 70 | 0,25 | 0,05 | 0,23 | | | | 27 | 3 | 30 | 0,13 | 0,09 | 0,12 |
| AUDI | 151 | | 151 | 2,32 | 0,00 | 2,15 | 577 | 0 | 577 | 2,07 | 0,00 | 1,92 | | | | 362 | 131 | 493 | 1,68 | 3,84 | 1,97 |
| BMW | 271 | | 271 | 4,16 | 0,00 | 3,86 | 1 105 | 4 | 1 109 | 3,96 | 0,18 | 3,69 | 10. | | 11. | 788 | 67 | 855 | 3,66 | 1,96 | 3,42 |
| CADILLAC | | | 0 | 0,00 | 0,00 | 0,00 | 0 | 0 | 0 | 0,00 | 0,00 | 0,00 | | | | 1 | | 1 | 0,00 | 0,00 | 0,00 |
| CITROEN | 282 | 91 | 373 | 4,33 | 17,64 | 5,31 | 1 293 | 327 | 1 620 | 4,64 | 14,82 | 5,38 | 7. | 3. | 6. | 1 208 | 284 | 1 492 | 5,60 | 8,32 | 5,97 |
| DACIA | 113 | 13 | 126 | 1,73 | 2,52 | 1,79 | 774 | 24 | 798 | 2,78 | 1,09 | 2,65 | 14. | 14. | 15. | 330 | 60 | 390 | 1,53 | 1,76 | 1,56 |
| DODGE | 1 | | 1 | 0,02 | 0,00 | 0,01 | 6 | 0 | 6 | 0,02 | 0,00 | 0,02 | | | | 11 | | 11 | 0,05 | 0,00 | 0,04 |
| DONGFENG | | | 0 | 0,00 | 0,00 | 0,00 | 0 | 0 | 0 | 0,00 | 0,00 | 0,00 | | | | | 2 | 2 | 0,00 | 0,06 | 0,01 |
| EFFEDI | | | 0 | 0,00 | 0,00 | 0,00 | 0 | 0 | 0 | 0,00 | 0,00 | 0,00 | | | | | | 0 | 0,00 | 0,00 | 0,00 |
| FIAT | 168 | 123 | 291 | 2,58 | 23,84 | 4,14 | 640 | 471 | 1 111 | 2,30 | 21,35 | 3,69 | 15. | 1. | 10. | 779 | 353 | 1 132 | 3,61 | 10,34 | 4,53 |
| FORD | 253 | 17 | 270 | 3,88 | 3,29 | 3,84 | 1 131 | 85 | 1 216 | 4,06 | 3,85 | 4,04 | 9. | 9. | 9. | 926 | 55 | 981 | 4,30 | 1,61 | 3,93 |
| GONOW | | 1 | 1 | 0,00 | 0,19 | 0,01 | 0 | 6 | 6 | 0,00 | 0,27 | 0,02 | | | | | 7 | 7 | 0,00 | 0,20 | 0,03 |
| HONDA | 72 | | 72 | 1,11 | 0,00 | 1,02 | 374 | 0 | 374 | 1,34 | 0,00 | 1,24 | | | | 363 | 4 | 367 | 1,68 | 0,12 | 1,47 |
| HYUNDAI | 416 | | 416 | 6,39 | 0,00 | 5,92 | 1 465 | 0 | 1 465 | 5,25 | 0,00 | 4,87 | 6. | | 7. | 1 230 | 21 | 1 251 | 5,71 | 0,61 | 5,01 |
| CHEVROLET | 126 | | 126 | 1,93 | 0,00 | 1,79 | 549 | 0 | 549 | 1,97 | 0,00 | 1,82 | | | | 428 | 2 | 430 | 1,99 | 0,06 | 1,72 |
| CHRYSLER | | | 0 | 0,00 | 0,00 | 0,00 | 2 | 0 | 2 | 0,01 | 0,00 | 0,01 | | | | 12 | 1 | 13 | 0,06 | 0,03 | 0,05 |
| ISUZU | | 1 | 1 | 0,00 | 0,19 | 0,01 | 0 | 1 | 1 | 0,00 | 0,05 | 0,00 | | | | 0 | 0 | 0 | 0,00 | 0,00 | 0,00 |
| IVECO | | 16 | 16 | 0,00 | 3,10 | 0,23 | 0 | 110 | 110 | 0,00 | 4,99 | 0,37 | | 7. | | 1 | 90 | 91 | 0,00 | 2,64 | 0,36 |
| JAGUAR | 5 | | 5 | 0,08 | 0,00 | 0,07 | 13 | 0 | 13 | 0,05 | 0,00 | 0,04 | | | | 13 | | 13 | 0,06 | 0,00 | 0,05 |
| JEEP | 3 | | 3 | 0,05 | 0,00 | 0,04 | 17 | 0 | 17 | 0,06 | 0,00 | 0,06 | | | | 22 | 1 | 23 | 0,10 | 0,03 | 0,09 |
| KIA | 448 | | 448 | 6,88 | 0,00 | 6,37 | 1 980 | 1 | 1 981 | 7,10 | 0,05 | 6,58 | 3. | | 5. | 1 448 | 53 | 1 501 | 6,72 | 1,55 | 6,01 |
| KNAUS | | | 0 | 0,00 | 0,00 | 0,00 | 1 | 0 | 1 | 0,00 | 0,00 | 0,00 | | | | | | 0 | 0,00 | 0,00 | 0,00 |
| LADA-VAZ | 6 | | 6 | 0,09 | 0,00 | 0,09 | 40 | 0 | 40 | 0,14 | 0,00 | 0,13 | | | | 45 | | 45 | 0,21 | 0,00 | 0,18 |
| LANCIA | 5 | | 5 | 0,08 | 0,00 | 0,07 | 22 | 0 | 22 | 0,08 | 0,00 | 0,07 | | | | 23 | | 23 | 0,11 | 0,00 | 0,09 |
| LAND ROVER | 15 | 1 | 16 | 0,23 | 0,19 | 0,23 | 60 | 1 | 61 | 0,22 | 0,05 | 0,20 | | | | 69 | 3 | 72 | 0,32 | 0,09 | 0,29 |
| LEXUS | 7 | | 7 | 0,11 | 0,00 | 0,10 | 50 | 0 | 50 | 0,18 | 0,00 | 0,17 | | | | | | 0 | 0,00 | 0,00 | 0,00 |
| MAHINDRA | | | 0 | 0,00 | 0,00 | 0,00 | 0 | 7 | 7 | 0,00 | 0,32 | 0,02 | | | | | 3 | 3 | 0,00 | 0,09 | 0,01 |
| MAZDA | 55 | | 55 | 0,84 | 0,00 | 0,78 | 250 | 0 | 250 | 0,90 | 0,00 | 0,83 | | | | 295 | 6 | 301 | 1,37 | 0,18 | 1,21 |
| MERCEDES-BENZ | 101 | 24 | 125 | 1,55 | 4,65 | 1,78 | 578 | 110 | 688 | 2,07 | 4,99 | 2,29 | | 6. | | 531 | 171 | 702 | 2,46 | 5,01 | 2,81 |
| MINI | 27 | | 27 | 0,41 | 0,00 | 0,38 | 99 | 0 | 99 | 0,36 | 0,00 | 0,33 | | | | 16 | | 16 | 0,07 | 0,00 | 0,06 |
| MITSUBISHI | 80 | 6 | 86 | 1,23 | 1,16 | 1,22 | 335 | 33 | 368 | 1,20 | 1,50 | 1,22 | | | 13. | 203 | 23 | 226 | 0,94 | 0,67 | 0,91 |
| MITSUBISHI-FUSO | | | 0 | 0,00 | 0,00 | 0,00 | 0 | 3 | 3 | 0,00 | 0,14 | 0,01 | | | | 2 | | 2 | 0,00 | 0,06 | 0,01 |
| MULTICAR | | | 0 | 0,00 | 0,00 | 0,00 | 0 | 0 | 0 | 0,00 | 0,00 | 0,00 | | | | | | 0 | 0,00 | 0,00 | 0,00 |
| NISSAN | 124 | 6 | 130 | 1,90 | 1,16 | 1,85 | 604 | 65 | 669 | 2,17 | 2,95 | 2,22 | | | 10. | 505 | 42 | 547 | 2,34 | 1,23 | 2,19 |
| OPEL | 370 | 20 | 390 | 5,68 | 3,88 | 5,55 | 1 263 | 154 | 1 417 | 4,53 | 6,98 | 4,71 | 8. | 5. | 8. | 742 | 48 | 790 | 3,44 | 1,41 | 3,16 |
| PEUGEOT | 427 | 101 | 528 | 6,56 | 19,57 | 7,51 | 1 694 | 370 | 2 064 | 6,07 | 16,77 | 6,86 | 5. | 2. | 4. | 1 332 | 307 | 1 639 | 6,18 | 8,99 | 6,56 |
| PIAGGIO | | 2 | 2 | 0,00 | 0,39 | 0,03 | 0 | 4 | 4 | 0,00 | 0,18 | 0,01 | | | | | 7 | 7 | 0,00 | 0,20 | 0,03 |
| PORSCHE | 11 | | 11 | 0,17 | 0,00 | 0,16 | 40 | 0 | 40 | 0,14 | 0,00 | 0,13 | | | | 27 | | 27 | 0,13 | 0,00 | 0,11 |
| RENAULT | 332 | 53 | 385 | 5,10 | 10,27 | 5,48 | 1 894 | 209 | 2 103 | 6,79 | 9,47 | 6,99 | 4. | 4. | 3. | 1 361 | 367 | 1 728 | 6,31 | 10,75 | 6,92 |
| RENAULT TRUCKS | | 10 | 10 | 0,00 | 1,94 | 0,14 | 0 | 15 | 15 | 0,00 | 0,68 | 0,05 | | | 15. | | 8 | 8 | 0,00 | 0,23 | 0,03 |
| SAAB | 3 | | 3 | 0,05 | 0,00 | 0,04 | 12 | 0 | 12 | 0,04 | 0,00 | 0,04 | | | | 9 | | 9 | 0,04 | 0,00 | 0,04 |
| SEAT | 270 | | 270 | 4,15 | 0,00 | 3,84 | 887 | 0 | 887 | 3,18 | 0,00 | 2,95 | 13. | | 14. | 589 | 11 | 600 | 2,73 | 0,32 | 2,40 |
| SMART | 4 | | 4 | 0,06 | 0,00 | 0,06 | 7 | 0 | 7 | 0,03 | 0,00 | 0,02 | | | | 3 | | 3 | 0,01 | 0,00 | 0,01 |
| SSANG YONG | | | 0 | 0,00 | 0,00 | 0,00 | 2 | 0 | 2 | 0,01 | 0,00 | 0,01 | | | | | 4 | 4 | 0,00 | 0,12 | 0,02 |
| SUBARU | 22 | | 22 | 0,34 | 0,00 | 0,31 | 90 | 0 | 90 | 0,32 | 0,00 | 0,30 | | | | 82 | | 82 | 0,38 | 0,00 | 0,33 |
| SUZUKI | 162 | | 162 | 2,49 | 0,00 | 2,30 | 957 | 0 | 957 | 3,43 | 0,00 | 3,18 | 12. | | 13. | 1 177 | 1 | 1 178 | 5,46 | 0,03 | 4,72 |
| ŠKODA | 1 396 | 7 | 1 403 | 21,43 | 1,36 | 19,96 | 5 673 | 55 | 5 728 | 20,34 | 2,49 | 19,04 | 1. | 12. | 1. | 3 751 | 991 | 4 742 | 17,40 | 29,02 | 18,99 |
| TOYOTA | 173 | 4 | 177 | 2,66 | 0,78 | 2,52 | 987 | 56 | 1 043 | 3,54 | 2,54 | 3,47 | 11. | 11. | 12. | 957 | 59 | 1 016 | 4,44 | 1,73 | 4,07 |
| VOLVO | 65 | | 65 | 1,00 | 0,00 | 0,92 | 240 | 0 | 240 | 0,86 | 0,00 | 0,80 | | | | 193 | 6 | 199 | 0,90 | 0,18 | 0,80 |
| VW | 536 | 20 | 556 | 8,23 | 3,88 | 7,91 | 2 105 | 94 | 2 199 | 7,55 | 4,26 | 7,31 | 2. | 8. | 2. | 1 697 | 222 | 1 919 | 7,87 | 6,50 | 7,68 |
| TOTAL | 6 513 | 516 | 7 029 | 100,00 | 100,00 | 100,00 | 27 885 | 2 206 | 30 091 | 100,00 | 100,00 | 100,00 | | | | 21 556 | 3 415 | 24 971 | 100,00 | 100,00 | 100,00 |

| Značka Make | A | | B | | C | | D | | E | | F | | G1 | | G2 | | H1 | | H2 | | H3 | | H4 | | Total | | |
|----------------|---------|--------|--------------|--------|---------------|--------|--------------|--------|------------------|--------|------------------|--------|--------------|--------|-----------------|--------|-----------|--------|---------|--------|--------------|--------|----------|--------|-------|-------|--------|
| | Model | ks/pcs | Model | ks/pcs | Model | ks/pcs | Model | ks/pcs | Model | ks/pcs | Model | ks/pcs | Model | ks/pcs | Model | ks/pcs | Model | ks/pcs | Model | ks/pcs | Model | ks/pcs | Model | ks/pcs | | Model | ks/pcs |
| ALFA ROMEO | | | MiTo | | Giulietta | 11 | 147 | | 159 | | 1 | | | GT | | | | | | | | | | | | 13 | |
| AUDI | | | A1 | 3 | A3 | 33 | A4 | 16 | A5 Avant/Allroad | 12 | A6 Avant/Allroad | 14 | A7 Sportback | 8 | A5 coupe/Cabrio | 1 | O7 | 8 | | | | | | | | | 151 |
| BMW | | | | | R1 | 12 | R3 | 19 | R5 Sportback | 11 | R6 | 34 | R7 | 10 | R3 coupe/cabrio | 47 | X1 | 16 | | | | | | | | | 271 |
| CADILLAC | | | | | | | BLS | | CTS | | | | | | | | | | | | | | | | | 0 | |
| CITROEN | C1 | 4 | C3 | 60 | C4 | 73 | DS4 | 3 | C5 | 17 | C6 | 5 | | | | | | | | | | | | | | 282 | |
| DACIA | | | Logan | 1 | Logan MCV | 15 | Sandero | 28 | | | | | | | | | | | | | | | | | | 113 | |
| DODGE | | | | | | | | | | | | | | | | | | | | | | | | | | 1 | |
| FIAT | Panda | 26 | Grande Punto | 42 | Punto Classic | 3 | Bruno | 35 | Ulna | 3 | | | | | | | | | | | | | | | | 168 | |
| FORD | Ka | 1 | Fiesta | 57 | Fusion | 21 | Focus | 90 | Mondeo | 5 | Mondeo Combi | 3 | | | | | | | | | | | | | | 253 | |
| HONDA | | | Jazz | 10 | City | 3 | Civic | 22 | Accord | 3 | Accord Tourer | 1 | Legend | | S 2000 | | CR-V | 32 | | | | | | | | 72 | |
| HYUNDAI | i10 | 4 | i20 | 30 | i30 | 114 | i30 cw | 36 | Accent | 4 | Sonata | | | | Genesis Coupe | 2 | ix35 | 99 | | | | | | | | 416 | |
| CHEVROLET | Spark | 4 | Aveo | 30 | Lacetti | | Lacetti SW | | Cruze | 66 | Epica | | | | Corvette | | Captiva | 7 | | | | | | | | 126 | |
| CHRYSLER | | | | | | | | | | | | | | | | | | | | | | | | | | 0 | |
| IVECO | | | | | | | | | | | | | | | | | | | | | | | | | | 0 | |
| JAGUAR | | | | | | | | | | | | | | | | | | | | | | | | | | 5 | |
| JEEP | | | | | | | | | | | | | | | | | | | | | | | | | | 3 | |
| KIA | Picanto | 11 | Rio | 26 | Soul | 13 | cee d | 77 | cee d sw | 74 | pro cee d | 7 | Magentis | 1 | Opirus | | | | | | | | | | | 448 | |
| KNAUS | | | | | | | | | | | | | | | | | | | | | | | | | | 0 | |
| LADA-VAZ | | | | | | | | | | | | | | | | | | | | | | | | | | 6 | |
| LANCIA | | | | | | | | | | | | | | | | | | | | | | | | | | 5 | |
| LAND ROVER | | | | | | | | | | | | | | | | | | | | | | | | | | 15 | |
| LEXUS | | | | | | | | | | | | | | | | | | | | | | | | | | 7 | |
| MAZDA | | | | | | | | | | | | | | | | | | | | | | | | | | 55 | |
| MERCEDES-BENZ | | | | | | | | | | | | | | | | | | | | | | | | | | 101 | |
| MINI | | | | | | | | | | | | | | | | | | | | | | | | | | 27 | |
| MITSUBISHI | | | | | | | | | | | | | | | | | | | | | | | | | | 80 | |
| NISSAN | | | | | | | | | | | | | | | | | | | | | | | | | | 124 | |
| OPEL | | | | | | | | | | | | | | | | | | | | | | | | | | 370 | |
| PEUGEOT | 107 | 3 | 206+ | 35 | 207 | 82 | 207 SW | 14 | 308 | 45 | 308 SW | 19 | 407 | 2 | 407 SW | 2 | 308 | 36 | 307 | | | | | | | 427 | |
| PORSCHE | | | | | | | | | | | | | | | | | | | | | | | | | | 11 | |
| RENAULT | Twingo | 4 | Clio Storia | 4 | Clio 3 | 33 | Clio 3 Grand | 35 | Fluence | 90 | Thalia | 40 | Modus | 2 | Laguna | 3 | Latitude | 6 | | | | | | | | 332 | |
| SAAB | | | | | | | | | | | | | | | | | | | | | | | | | | 3 | |
| SEAT | | | | | | | | | | | | | | | | | | | | | | | | | | 270 | |
| SMART | Fortwo | 4 | | | | | | | | | | | | | | | | | | | | | | | | 4 | |
| Ssang Yong | | | | | | | | | | | | | | | | | | | | | | | | | | 0 | |
| SUBARU | | | | | | | | | | | | | | | | | | | | | | | | | | 22 | |
| SUZUKI | Alto | 1 | Swift | 29 | Splash | 4 | SX 4 | 113 | Fabia 2 | 307 | Octavia Tour | 135 | Superb 2 | 37 | Superb 2 Combi | 63 | Yeti | 73 | | | | | | | | 162 | |
| ŠKODA | | | | | | | | | | | | | | | | | | | | | | | | | | 1 396 | |
| TOYOTA | Ayago | 6 | Yaris | 38 | Corolla | 10 | Auris | 55 | Urban Cruiser | 3 | S 40 | 1 | V 70 | 2 | S 60 | 3 | S 80 | 1 | RAV 4 | 26 | Land Cruiser | 7 | Verso | 18 | Hiace | 173 | |
| VOLVO | | | | | | | | | | | | | | | | | | | | | | | | | | 65 | |
| VW | Fox | | Polo | 145 | Golf Plus | 10 | Golf Variant | 28 | Beetle 2 | 8 | Beetle 6 | 115 | Passat | 66 | Passat Variant | 32 | Passat CC | 7 | Phaeton | 1 | Eos | 1 | Scirocco | | | | 536 |
| TOTAL | | 90 | | 1634 | | 2241 | | 510 | | 104 | | 39 | | 103 | | 1001 | | 28 | | 240 | | 354 | | 68 | | 101 | 6 513 |

PREHLAD REGISTRACII NOVYCH OSOBNYCH AUTOMOBILOV V SLOVENSKEJ REPUBLIKE - podľa značiek, tried a modelov
 THE REGISTRATION SURVEY OF NEW PASSENGER CARS IN SLOVAK REPUBLIC - by makes, classes and models

Hromadný dovoz

Official import

01.-05.2011

| Značka Make | A | | B | | C | | CD | | D | | E | | F | | G1 | | G2 | | H1 | | H2 | | H3 | | H4 | | Total | | |
|----------------|-------|--------|-------|--------|-------|--------|-------|--------|-------|--------|-------|--------|-------|--------|-------|--------|-------|--------|-------|--------|-------|--------|-------|--------|-------|--------|-------|-------|--------|
| | Model | ks/pcs | Model | ks/pcs | Model | ks/pcs | Model | ks/pcs | Model | ks/pcs | Model | ks/pcs | Model | ks/pcs | Model | ks/pcs | Model | ks/pcs | Model | ks/pcs | Model | ks/pcs | Model | ks/pcs | Model | ks/pcs | | Model | ks/pcs |
| ALFA ROMEO | 0 | 0 | 0 | 0 | 0 | 0 | 0 | 0 | 0 | 0 | 0 | 0 | 0 | 0 | 0 | 0 | 0 | 0 | 0 | 0 | 0 | 0 | 0 | 0 | 0 | 0 | 0 | 0 | 69 |
| AUDI | 0 | 0 | 0 | 0 | 0 | 0 | 0 | 0 | 0 | 0 | 0 | 0 | 0 | 0 | 0 | 0 | 0 | 0 | 0 | 0 | 0 | 0 | 0 | 0 | 0 | 0 | 0 | 0 | 577 |
| BMW | 0 | 0 | 0 | 0 | 0 | 0 | 0 | 0 | 0 | 0 | 0 | 0 | 0 | 0 | 0 | 0 | 0 | 0 | 0 | 0 | 0 | 0 | 0 | 0 | 0 | 0 | 0 | 0 | 1 105 |
| CADILLAC | 0 | 0 | 0 | 0 | 0 | 0 | 0 | 0 | 0 | 0 | 0 | 0 | 0 | 0 | 0 | 0 | 0 | 0 | 0 | 0 | 0 | 0 | 0 | 0 | 0 | 0 | 0 | 0 | 0 |
| CITROEN | 0 | 0 | 0 | 0 | 0 | 0 | 0 | 0 | 0 | 0 | 0 | 0 | 0 | 0 | 0 | 0 | 0 | 0 | 0 | 0 | 0 | 0 | 0 | 0 | 0 | 0 | 0 | 0 | 1 293 |
| DACIA | 0 | 0 | 0 | 0 | 0 | 0 | 0 | 0 | 0 | 0 | 0 | 0 | 0 | 0 | 0 | 0 | 0 | 0 | 0 | 0 | 0 | 0 | 0 | 0 | 0 | 0 | 0 | 0 | 774 |
| DODGE | 0 | 0 | 0 | 0 | 0 | 0 | 0 | 0 | 0 | 0 | 0 | 0 | 0 | 0 | 0 | 0 | 0 | 0 | 0 | 0 | 0 | 0 | 0 | 0 | 0 | 0 | 0 | 0 | 6 |
| FIAT | 0 | 0 | 0 | 0 | 0 | 0 | 0 | 0 | 0 | 0 | 0 | 0 | 0 | 0 | 0 | 0 | 0 | 0 | 0 | 0 | 0 | 0 | 0 | 0 | 0 | 0 | 0 | 0 | 640 |
| FORD | 0 | 0 | 0 | 0 | 0 | 0 | 0 | 0 | 0 | 0 | 0 | 0 | 0 | 0 | 0 | 0 | 0 | 0 | 0 | 0 | 0 | 0 | 0 | 0 | 0 | 0 | 0 | 0 | 1 131 |
| HONDA | 0 | 0 | 0 | 0 | 0 | 0 | 0 | 0 | 0 | 0 | 0 | 0 | 0 | 0 | 0 | 0 | 0 | 0 | 0 | 0 | 0 | 0 | 0 | 0 | 0 | 0 | 0 | 0 | 374 |
| HYUNDAI | 0 | 0 | 0 | 0 | 0 | 0 | 0 | 0 | 0 | 0 | 0 | 0 | 0 | 0 | 0 | 0 | 0 | 0 | 0 | 0 | 0 | 0 | 0 | 0 | 0 | 0 | 0 | 0 | 1 465 |
| CHEVROLET | 0 | 0 | 0 | 0 | 0 | 0 | 0 | 0 | 0 | 0 | 0 | 0 | 0 | 0 | 0 | 0 | 0 | 0 | 0 | 0 | 0 | 0 | 0 | 0 | 0 | 0 | 0 | 0 | 549 |
| CHRYSLER | 0 | 0 | 0 | 0 | 0 | 0 | 0 | 0 | 0 | 0 | 0 | 0 | 0 | 0 | 0 | 0 | 0 | 0 | 0 | 0 | 0 | 0 | 0 | 0 | 0 | 0 | 0 | 0 | 2 |
| IVECO | 0 | 0 | 0 | 0 | 0 | 0 | 0 | 0 | 0 | 0 | 0 | 0 | 0 | 0 | 0 | 0 | 0 | 0 | 0 | 0 | 0 | 0 | 0 | 0 | 0 | 0 | 0 | 0 | 0 |
| JAGUAR | 0 | 0 | 0 | 0 | 0 | 0 | 0 | 0 | 0 | 0 | 0 | 0 | 0 | 0 | 0 | 0 | 0 | 0 | 0 | 0 | 0 | 0 | 0 | 0 | 0 | 0 | 0 | 0 | 13 |
| JEEP | 0 | 0 | 0 | 0 | 0 | 0 | 0 | 0 | 0 | 0 | 0 | 0 | 0 | 0 | 0 | 0 | 0 | 0 | 0 | 0 | 0 | 0 | 0 | 0 | 0 | 0 | 0 | 0 | 17 |
| KIA | 0 | 0 | 0 | 0 | 0 | 0 | 0 | 0 | 0 | 0 | 0 | 0 | 0 | 0 | 0 | 0 | 0 | 0 | 0 | 0 | 0 | 0 | 0 | 0 | 0 | 0 | 0 | 0 | 1 980 |
| KNAUS | 0 | 0 | 0 | 0 | 0 | 0 | 0 | 0 | 0 | 0 | 0 | 0 | 0 | 0 | 0 | 0 | 0 | 0 | 0 | 0 | 0 | 0 | 0 | 0 | 0 | 0 | 0 | 0 | 1 |
| LADA-VAZ | 0 | 0 | 0 | 0 | 0 | 0 | 0 | 0 | 0 | 0 | 0 | 0 | 0 | 0 | 0 | 0 | 0 | 0 | 0 | 0 | 0 | 0 | 0 | 0 | 0 | 0 | 0 | 0 | 40 |
| LANCIA | 0 | 0 | 0 | 0 | 0 | 0 | 0 | 0 | 0 | 0 | 0 | 0 | 0 | 0 | 0 | 0 | 0 | 0 | 0 | 0 | 0 | 0 | 0 | 0 | 0 | 0 | 0 | 0 | 22 |
| LAND ROVER | 0 | 0 | 0 | 0 | 0 | 0 | 0 | 0 | 0 | 0 | 0 | 0 | 0 | 0 | 0 | 0 | 0 | 0 | 0 | 0 | 0 | 0 | 0 | 0 | 0 | 0 | 0 | 0 | 60 |
| LEXUS | 0 | 0 | 0 | 0 | 0 | 0 | 0 | 0 | 0 | 0 | 0 | 0 | 0 | 0 | 0 | 0 | 0 | 0 | 0 | 0 | 0 | 0 | 0 | 0 | 0 | 0 | 0 | 0 | 50 |
| MAZDA | 0 | 0 | 0 | 0 | 0 | 0 | 0 | 0 | 0 | 0 | 0 | 0 | 0 | 0 | 0 | 0 | 0 | 0 | 0 | 0 | 0 | 0 | 0 | 0 | 0 | 0 | 0 | 0 | 250 |
| MERCEDES-BENZ | 0 | 0 | 0 | 0 | 0 | 0 | 0 | 0 | 0 | 0 | 0 | 0 | 0 | 0 | 0 | 0 | 0 | 0 | 0 | 0 | 0 | 0 | 0 | 0 | 0 | 0 | 0 | 0 | 578 |
| MINI | 0 | 0 | 0 | 0 | 0 | 0 | 0 | 0 | 0 | 0 | 0 | 0 | 0 | 0 | 0 | 0 | 0 | 0 | 0 | 0 | 0 | 0 | 0 | 0 | 0 | 0 | 0 | 0 | 99 |
| MITSUBISHI | 0 | 0 | 0 | 0 | 0 | 0 | 0 | 0 | 0 | 0 | 0 | 0 | 0 | 0 | 0 | 0 | 0 | 0 | 0 | 0 | 0 | 0 | 0 | 0 | 0 | 0 | 0 | 0 | 335 |
| NISSAN | 0 | 0 | 0 | 0 | 0 | 0 | 0 | 0 | 0 | 0 | 0 | 0 | 0 | 0 | 0 | 0 | 0 | 0 | 0 | 0 | 0 | 0 | 0 | 0 | 0 | 0 | 0 | 0 | 604 |
| OPEL | 0 | 0 | 0 | 0 | 0 | 0 | 0 | 0 | 0 | 0 | 0 | 0 | 0 | 0 | 0 | 0 | 0 | 0 | 0 | 0 | 0 | 0 | 0 | 0 | 0 | 0 | 0 | 0 | 1 263 |
| PEUGEOT | 0 | 0 | 0 | 0 | 0 | 0 | 0 | 0 | 0 | 0 | 0 | 0 | 0 | 0 | 0 | 0 | 0 | 0 | 0 | 0 | 0 | 0 | 0 | 0 | 0 | 0 | 0 | 0 | 1 694 |
| PORSCHE | 0 | 0 | 0 | 0 | 0 | 0 | 0 | 0 | 0 | 0 | 0 | 0 | 0 | 0 | 0 | 0 | 0 | 0 | 0 | 0 | 0 | 0 | 0 | 0 | 0 | 0 | 0 | 0 | 40 |
| RENAULT | 0 | 0 | 0 | 0 | 0 | 0 | 0 | 0 | 0 | 0 | 0 | 0 | 0 | 0 | 0 | 0 | 0 | 0 | 0 | 0 | 0 | 0 | 0 | 0 | 0 | 0 | 0 | 0 | 1 894 |
| SAAB | 0 | 0 | 0 | 0 | 0 | 0 | 0 | 0 | 0 | 0 | 0 | 0 | 0 | 0 | 0 | 0 | 0 | 0 | 0 | 0 | 0 | 0 | 0 | 0 | 0 | 0 | 0 | 0 | 12 |
| SEAT | 0 | 0 | 0 | 0 | 0 | 0 | 0 | 0 | 0 | 0 | 0 | 0 | 0 | 0 | 0 | 0 | 0 | 0 | 0 | 0 | 0 | 0 | 0 | 0 | 0 | 0 | 0 | 0 | 887 |
| SMART | 0 | 0 | 0 | 0 | 0 | 0 | 0 | 0 | 0 | 0 | 0 | 0 | 0 | 0 | 0 | 0 | 0 | 0 | 0 | 0 | 0 | 0 | 0 | 0 | 0 | 0 | 0 | 0 | 7 |
| Ssang Yong | 0 | 0 | 0 | 0 | 0 | 0 | 0 | 0 | 0 | 0 | 0 | 0 | 0 | 0 | 0 | 0 | 0 | 0 | 0 | 0 | 0 | 0 | 0 | 0 | 0 | 0 | 0 | 0 | 2 |
| SUBARU | 0 | 0 | 0 | 0 | 0 | 0 | 0 | 0 | 0 | 0 | 0 | 0 | 0 | 0 | 0 | 0 | 0 | 0 | 0 | 0 | 0 | 0 | 0 | 0 | 0 | 0 | 0 | 0 | 90 |
| SUZUKI | 0 | 0 | 0 | 0 | 0 | 0 | 0 | 0 | 0 | 0 | 0 | 0 | 0 | 0 | 0 | 0 | 0 | 0 | 0 | 0 | 0 | 0 | 0 | 0 | 0 | 0 | 0 | 0 | 957 |
| ŠKODA | 0 | 0 | 0 | 0 | 0 | 0 | 0 | 0 | 0 | 0 | 0 | 0 | 0 | 0 | 0 | 0 | 0 | 0 | 0 | 0 | 0 | 0 | 0 | 0 | 0 | 0 | 0 | 0 | 5 673 |
| TOYOTA | 0 | 0 | 0 | 0 | 0 | 0 | 0 | 0 | 0 | 0 | 0 | 0 | 0 | 0 | 0 | 0 | 0 | 0 | 0 | 0 | 0 | 0 | 0 | 0 | 0 | 0 | 0 | 0 | 987 |
| VOLVO | 0 | 0 | 0 | 0 | 0 | 0 | 0 | 0 | 0 | 0 | 0 | 0 | 0 | 0 | 0 | 0 | 0 | 0 | 0 | 0 | 0 | 0 | 0 | 0 | 0 | 0 | 0 | 0 | 240 |
| VW | 0 | 0 | 0 | 0 | 0 | 0 | 0 | 0 | 0 | 0 | 0 | 0 | 0 | 0 | 0 | 0 | 0 | 0 | 0 | 0 | 0 | 0 | 0 | 0 | 0 | 0 | 0 | 0 | 2 105 |
| TOTAL | 416 | 7069 | 9117 | 1923 | 403 | 179 | 309 | 4913 | 192 | 1051 | 1661 | 294 | 358 | 27 885 | | | | | | | | | | | | | | | |



PREHLAD REGISTRÁCII NOVÝCH MALÝCH ÚŽITKOVÝCH AUTOMOBILOV V SR - podľa značiek a modelov
THE REGISTRATION SURVEY OF NEW LIGHT COMMERCIAL VEHICLES IN SLOVAK REPUBLIC - by makes and models


| N1 | | Hromadný dovoz Official import | | | | | | 05/2011 | | N |
|-----------------|------------------|-----------------------------------|--------|-----------------|--------|-----------------|--------|----------------|--------|------------|
| Značka | Make | N 1 do 3,5 t | | | | | | | | Total |
| | | Model | ks/pcs | Model | ks/pcs | Model | ks/pcs | Model | ks/pcs | |
| ALFA ROMEO | 159 | | | | | | | | | 0 |
| BMW | R3 Touring | | | R5 | | | | | | 0 |
| CITROEN | Berlingo | 3 | | Jumper | 68 | Nemo | 1 | | | 91 |
| | Berlingo 2 | 15 | | Jumpy | 4 | | | | | |
| DACIA | Logan MCV | | | Logan Van | 11 | Logan Pick Up | 2 | | | 13 |
| DODGE | Nitro | | | Caliber | | Journey | | | | 0 |
| DONGFENG | K01 | | | | | | | | | 0 |
| EFFEDI | Gasolone | | | | | | | | | 0 |
| FIAT | Doblo Cargo | 31 | | Ducato | 90 | Fiorino | 2 | Scudo | | 123 |
| | Grande Punto | | | | | | | | | |
| FORD | Ranger | | | Transit | 16 | Transit Connect | 1 | Tourneo | | 17 |
| GAZ | Gazelle | | | | | | | | | 0 |
| GONOW | GA200 | 1 | | GX6 | | | | | | 1 |
| HYUNDAI | H 1 | | | | | | | | | 0 |
| CHEVROLET | Captiva | | | | | | | | | 0 |
| CHRYSLER | 300C Touring | | | | | | | | | 0 |
| ISUZU | Sumo | 1 | | | | | | | | 1 |
| IVECO | Daily | 16 | | Massif | | | | | | 16 |
| KIA | cee'd | | | | | | | | | 0 |
| LADA-VAZ | Niva | | | | | | | | | 0 |
| LAND ROVER | Defender | 1 | | | | | | | | 1 |
| MAHINDRA | Goa | | | Pick Up | | Thar | | | | 0 |
| MAZDA | BT 50 | | | | | | | | | 0 |
| MERCEDES-BENZ | Sprinter | 20 | | Viano | | Vito | 2 | G | 2 | 24 |
| MITSUBISHI | L200 | 6 | | | | | | | | 6 |
| MITSUBISHI-FUSO | Canter | | | | | | | | | 0 |
| MULTICAR | M 26/30 | | | Fumo | | Transline | | Profiline | | 0 |
| NISSAN | Cabstar | | | NP300 Pick Up | | Pathfinder | | | | 6 |
| | Navara | 5 | | NV200 | 1 | Interstar | | | | |
| OPEL | Corsa Van | | | Combo | 3 | Movano | 3 | Vivaro | 14 | 20 |
| | 207 | | | Boxer | 59 | Partner | 24 | 207 SW | | 101 |
| PEUGEOT | Bipper | 1 | | Expert | 11 | Partner 2 | 6 | | | |
| | Porter/Quargo | 2 | | Maxxi Pick Up | | | | | | 2 |
| RENAULT | Clio 3 Grandtour | | | Kangoo 2 | 4 | Master | 42 | Trafic | 7 | 53 |
| | Mascott | | | Master | 10 | Maxity | | | | 10 |
| RENAULT Trucks | Fabia 2 | | | Octavia 2 Combi | 2 | Praktik | 4 | Superb 2 Combi | 1 | |
| | ŠKODA | Fabia 2 Combi | | Octavia Tour | | Roomster | | Yeti | | 7 |
| TOYOTA | Octavia 2 | | | Octavia Tour C. | | Superb 2 | | | | |
| | Hiace | | | Hilux | 4 | Land Cruiser | | | | 4 |
| VW | Amarok | 2 | | Crafter | 1 | Transporter | 4 | | | 20 |
| | Caddy | 13 | | Passat Variant | | | | | | |
| TOTAL | | 117 | | 284 | | 91 | | 24 | | 516 |



PREHLAD REGISTRÁCII NOVÝCH MALÝCH ÚŽITKOVÝCH AUTOMOBILOV V SR - podľa značiek a modelov
THE REGISTRATION SURVEY OF NEW LIGHT COMMERCIAL VEHICLES IN SLOVAK REPUBLIC - by makes and models

| N1 | | Hromadný dovoz Official import | | | | | | 01.-05./2011 | | N |
|-----------------|------------------|-----------------------------------|--------|-----------------|--------|-----------------|--------|----------------|--------|--------------|
| Značka | Make | N 1 do 3,5 t | | | | | | | | Total |
| | | Model | ks/pcs | Model | ks/pcs | Model | ks/pcs | Model | ks/pcs | |
| ALFA ROMEO | 159 | | 1 | | 0 | | 0 | | 0 | 1 |
| BMW | R3 Touring | | 3 | R5 | 1 | | 0 | | 0 | 4 |
| CITROEN | Berlingo | | 17 | Jumper | 233 | Nemo | 5 | | 0 | 327 |
| | Berlingo 2 | | 39 | Jumpy | 33 | | 0 | | 0 | |
| DACIA | Logan MCV | | 0 | Logan Van | 19 | Logan Pick Up | 5 | | 0 | 24 |
| DODGE | Nitro | | 0 | Caliber | 0 | Journey | 0 | | 0 | 0 |
| DONGFENG | K01 | | 0 | | 0 | | 0 | | 0 | 0 |
| EFFEDI | Gasolone | | 0 | | 0 | | 0 | | 0 | 0 |
| FIAT | Doblo Cargo | | 104 | Ducato | 341 | Fiorino | 21 | Scudo | 4 | 471 |
| | Grande Punto | | 1 | | 0 | | 0 | | 0 | |
| FORD | Ranger | | 2 | Transit | 75 | Transit Connect | 8 | Tourneo | 0 | 85 |
| GAZ | Gazelle | | 0 | | 0 | | 0 | | 0 | 0 |
| GONOW | GA200 | | 5 | GX6 | 1 | | 0 | | 0 | 6 |
| HYUNDAI | H 1 | | 0 | | 0 | | 0 | | 0 | 0 |
| CHEVROLET | Captiva | | 0 | | 0 | | 0 | | 0 | 0 |
| CHRYSLER | 300C Touring | | 0 | | 0 | | 0 | | 0 | 0 |
| ISUZU | Sumo | | 1 | | 0 | | 0 | | 0 | 1 |
| IVECO | Daily | | 110 | Massif | 0 | | 0 | | 0 | 110 |
| KIA | cee'd | | 1 | | 0 | | 0 | | 0 | 1 |
| LADA-VAZ | Niva | | 0 | | 0 | | 0 | | 0 | 0 |
| LAND ROVER | Defender | | 1 | | 0 | | 0 | | 0 | 1 |
| MAHINDRA | Goa | | 5 | Pick Up | 1 | Thar | 1 | | 0 | 7 |
| MAZDA | BT 50 | | 0 | | 0 | | 0 | | 0 | 0 |
| MERCEDES-BENZ | Sprinter | | 94 | Viano | 1 | Vito | 12 | | 3 | 110 |
| MITSUBISHI | L200 | | 33 | | 0 | | 0 | | 0 | 33 |
| MITSUBISHI-FUSO | Canter | | 3 | | 0 | | 0 | | 0 | 3 |
| MULTICAR | M 26/30 | | 0 | Fumo | 0 | Transline | 0 | Profiline | 0 | 0 |
| NISSAN | Cabstar | | 2 | NP300 Pick Up | 5 | Pathfinder | 1 | | 0 | 65 |
| | Navara | | 51 | NV200 | 5 | Interstar | 1 | | 0 | |
| OPEL | Corsa Van | | 0 | Combo | 108 | Movano | 16 | Vivaro | 30 | 154 |
| | 207 | | 0 | Boxer | 243 | Partner | 56 | 207 SW | 1 | 370 |
| PEUGEOT | Bipper | | 11 | Expert | 35 | Partner 2 | 24 | | 0 | |
| | Porter/Quargo | | 3 | Maxxi Pick Up | 1 | | 0 | | 0 | 4 |
| RENAULT | Clio 3 Grandtour | | 1 | Kangoo 2 | 31 | Master | 149 | Trafic | 28 | 209 |
| | Mascott | | 1 | Master | 14 | Maxity | 0 | | 0 | 15 |
| RENAULT Trucks | Fabia 2 | | 0 | Octavia 2 Combi | 14 | Praktik | 32 | Superb 2 Combi | 1 | |
| | ŠKODA | Fabia 2 Combi | | 2 | 0 | Roomster | 1 | Yeti | 4 | 55 |
| TOYOTA | Octavia 2 | | 0 | Octavia Tour | 0 | Superb 2 | 1 | | 0 | |
| | Hiace | | 4 | Hilux | 51 | Land Cruiser | 1 | | 0 | 56 |
| VW | Amarok | | 4 | Crafter | 12 | Transporter | 19 | | 0 | 94 |
| | Caddy | | 55 | Passat Variant | 4 | | 0 | | 0 | |
| TOTAL | | 554 | | 1228 | | 353 | | 71 | | 2 206 |

PREHĽAD REGISTRÁCIÍ NOVÝCH NÁKLADNÝCH AUTOMOBILOV V SR - kategória N2 (3,5 - 12 t)


|  N2 | The registration survey of commercial vehicles in Slovak Republic - category N2 (3,5 - 12 t) | | | | | | | | | |
|--|--|----------|-----------|------------|--|----------|------------|---------------|--------------|---------------|
| | 05/2011 | | | | | | | | | |
| | Máj 2011 May 2011 | | | | KUMULATÍV 01.-05./2011 Cumulativ 01.-05./2011 | | | | 01.-05./2010 | |
| | ks/pcs | ks/pcs | ks/pcs | % | ks/pcs | ks/pcs | ks/pcs | % | ks/pcs | % |
| Import N | Reexport | Σ | podiel N | Import N | Reexport | Σ | podiel N | Import N | podiel N | |
| AVIA | | | 0 | 0,00 | 9 | 0 | 9 | 3,70 | 13 | 6,40 |
| BSI | | | 0 | 0,00 | 0 | 0 | 0 | 0,00 | | 0,00 |
| Bucher Schorling | | | 0 | 0,00 | 0 | 0 | 0 | 0,00 | | 0,00 |
| DAF | 4 | | 4 | 10,26 | 14 | 0 | 14 | 5,76 | 8 | 3,94 |
| FIAT | | | 0 | 0,00 | 0 | 0 | 0 | 0,00 | 1 | 0,49 |
| ISUZU | 2 | | 2 | 5,13 | 3 | 0 | 3 | 1,23 | | 0,00 |
| IVECO | 14 | | 14 | 35,90 | 139 | 0 | 139 | 57,20 | 122 | 60,10 |
| MAN | 12 | | 12 | 30,77 | 26 | 0 | 26 | 10,70 | 19 | 9,36 |
| Mercedes-Benz | 4 | | 4 | 10,26 | 13 | 0 | 13 | 5,35 | 19 | 9,36 |
| Mitsubishi-Fuso | | | 0 | 0,00 | 18 | 0 | 18 | 7,41 | 9 | 4,43 |
| Multicar | | | 0 | 0,00 | 2 | 0 | 2 | 0,82 | | 0,00 |
| NISSAN | | | 0 | 0,00 | 0 | 0 | 0 | 0,00 | 1 | 0,49 |
| PEUGEOT | | | 0 | 0,00 | 0 | 0 | 0 | 0,00 | 1 | 0,49 |
| RENAULT Trucks | 3 | | 3 | 7,69 | 17 | 0 | 17 | 7,00 | 7 | 3,45 |
| VOLVO | | | 0 | 0,00 | 1 | 0 | 1 | 0,41 | 2 | 0,99 |
| VW | | | 0 | 0,00 | 1 | 0 | 1 | 0,41 | 1 | 0,49 |
| TOTAL | 39 | 0 | 39 | 100 | 243 | 0 | 243 | 100,00 | 203 | 100,00 |

| N2a 3,5 - 6 t | PREHĽAD REGISTRÁCIÍ NOVÝCH NÁKLADNÝCH AUTOMOBILOV V SR - kategória N2 - segment N2a | | | | | | | | | |
|-------------------------|---|----------|----------|------------|--|----------|-----------|---------------|--------------|---------------|
| | The registration survey of commercial vehicles in Slovak Republic - category N2 - segment N2a | | | | | | | | | |
| | 05/2011 | | | | | | | | | |
| | Máj 2011 May 2011 | | | | KUMULATÍV 01.-05./2011 Cumulativ 01.-05./2011 | | | | 01.-05./2010 | |
| ks/pcs | ks/pcs | ks/pcs | % | ks/pcs | ks/pcs | ks/pcs | % | ks/pcs | % | |
| Import N | Reexport | Σ | podiel N | Import N | Reexport | Σ | podiel N | Import N | podiel N | |
| Bucher Schorling | | | 0 | 0,00 | 0 | 0 | 0 | 0,00 | | 0,00 |
| FIAT | | | 0 | 0,00 | 0 | 0 | 0 | 0,00 | 1 | 7,14 |
| IVECO | 2 | | 2 | 50,00 | 53 | 0 | 53 | 84,13 | 1 | 7,14 |
| Mercedes-Benz | 2 | | 2 | 50,00 | 7 | 0 | 7 | 11,11 | 9 | 64,29 |
| Mitsubishi-Fuso | | | 0 | 0,00 | 0 | 0 | 0 | 0,00 | 1 | 7,14 |
| Multicar | | | 0 | 0,00 | 2 | 0 | 2 | 3,17 | | 0,00 |
| NISSAN | | | 0 | 0,00 | 0 | 0 | 0 | 0,00 | | 0,00 |
| PEUGEOT | | | 0 | 0,00 | 0 | 0 | 0 | 0,00 | 1 | 7,14 |
| RENAULT Trucks | | | 0 | 0,00 | 0 | 0 | 0 | 0,00 | | 0,00 |
| VW | | | 0 | 0,00 | 1 | 0 | 1 | 1,59 | 1 | 7,14 |
| TOTAL | 4 | 0 | 4 | 100 | 63 | 0 | 63 | 100,00 | 14 | 100,00 |

| N2b 6-12 t | PREHĽAD REGISTRÁCIÍ NOVÝCH NÁKLADNÝCH AUTOMOBILOV V SR - kategória N2 - segment N2b | | | | | | | | | |
|----------------------|---|----------|-----------|------------|--|----------|------------|---------------|--------------|---------------|
| | The registration survey of commercial vehicles in Slovak Republic - category N2 - segment N2b | | | | | | | | | |
| | 05/2011 | | | | | | | | | |
| | Máj 2011 May 2011 | | | | KUMULATÍV 01.-05./2011 Cumulativ 01.-05./2011 | | | | 01.-05./2010 | |
| ks/pcs | ks/pcs | ks/pcs | % | ks/pcs | ks/pcs | ks/pcs | % | ks/pcs | % | |
| Import N | Reexport | Σ | podiel N | Import N | Reexport | Σ | podiel N | Import N | podiel N | |
| AVIA | | | 0 | 0,00 | 9 | 0 | 9 | 5,00 | 13 | 6,88 |
| BSI | | | 0 | 0,00 | 0 | 0 | 0 | 0,00 | | 0,00 |
| Bucher Schorling | | | 0 | 0,00 | 0 | 0 | 0 | 0,00 | | 0,00 |
| DAF | 4 | | 4 | 11,43 | 14 | 0 | 14 | 7,78 | 8 | 4,23 |
| ISUZU | 2 | | 2 | 5,71 | 3 | 0 | 3 | 1,67 | | 0,00 |
| IVECO | 12 | | 12 | 34,29 | 86 | 0 | 86 | 47,78 | 121 | 64,02 |
| MAN | 12 | | 12 | 34,29 | 26 | 0 | 26 | 14,44 | 19 | 10,05 |
| Mercedes-Benz | 2 | | 2 | 5,71 | 6 | 0 | 6 | 3,33 | 10 | 5,29 |
| Mitsubishi-Fuso | | | 0 | 0,00 | 18 | 0 | 18 | 10,00 | 8 | 4,23 |
| NISSAN | | | 0 | 0,00 | 0 | 0 | 0 | 0,00 | 1 | 0,53 |
| RENAULT Trucks | 3 | | 3 | 8,57 | 17 | 0 | 17 | 9,44 | 7 | 3,70 |
| VOLVO | | | 0 | 0,00 | 1 | 0 | 1 | 0,56 | 2 | 1,06 |
| TOTAL | 35 | 0 | 35 | 100 | 180 | 0 | 180 | 100,00 | 189 | 100,00 |

PREHĽAD REGISTRÁCIÍ NOVÝCH NÁKLADNÝCH AUTOMOBILOV V SR - kategória N3 (nad 12 t)

The registration survey of commercial vehicles in Slovak Republic - category N3 (nad 12 t)

| N3  ZNAČKA / Make | Máj 2011 May 2011 | | | | KUMULATÍV 01.-05./2011 Cumulativ 01.-05./2011 | | | | 01.-05./2010 | |
|---|----------------------|----------|------------|------------|--|----------|-------------|---------------|--------------|---------------|
| | ks/pcs | ks/pcs | ks/pcs | % | ks/pcs | ks/pcs | ks/pcs | % | ks/pcs | % |
| | Import N | Reexport | Σ | podiel N | Import N | Reexport | Σ | podiel N | Import N | podiel N |
| | DAF | 29 | | 29 | 7,90 | 170 | 0 | 170 | 11,82 | 57 |
| IVECO | 41 | | 41 | 11,17 | 160 | 0 | 160 | 11,13 | 120 | 19,45 |
| Liebherr | | | 0 | 0,00 | 0 | 0 | 0 | 0,00 | | 0,00 |
| MAN | 27 | | 27 | 7,36 | 217 | 0 | 217 | 15,09 | 52 | 8,43 |
| Mercedes-Benz | 57 | | 57 | 15,53 | 241 | 0 | 241 | 16,76 | 115 | 18,64 |
| NISSAN | | | 0 | 0,00 | 0 | 0 | 0 | 0,00 | | 0,00 |
| RENAULT Trucks | 30 | | 30 | 8,17 | 102 | 0 | 102 | 7,09 | 66 | 10,70 |
| SCANIA | 85 | | 85 | 23,16 | 237 | 0 | 237 | 16,48 | 90 | 14,59 |
| TATRA | 1 | | 1 | 0,27 | 4 | 0 | 3 | 0,21 | 2 | 0,32 |
| VOLVO | 97 | | 97 | 26,43 | 307 | 0 | 307 | 21,35 | 115 | 18,64 |
| TOTAL | 367 | 0 | 367 | 100 | 1438 | 0 | 1438 | 100,00 | 617 | 100,00 |

N3a
12-17 999 kg

PREHĽAD REGISTRÁCIÍ NOVÝCH NÁKLADNÝCH AUTOMOBILOV V SR - kategória N3 - segment N3a
The registration survey of commercial vehicles in Slovak Republic - category N3 - segment N3a

| ZNAČKA / Make | Máj 2011 May 2011 | | | | KUMULATÍV 01.-05./2011 Cumulativ 01.-05./2011 | | | | 01.-05./2010 | |
|------------------|----------------------|----------|-----------|------------|--|----------|-----------|---------------|--------------|---------------|
| | ks/pcs | ks/pcs | ks/pcs | % | ks/pcs | ks/pcs | ks/pcs | % | ks/pcs | % |
| | Import N | Reexport | Σ | podiel N | Import N | Reexport | Σ | podiel N | Import N | podiel N |
| | DAF | | | 0 | 0,00 | 1 | 0 | 1 | 4,55 | 3 |
| IVECO | 2 | | 2 | 20,00 | 4 | 0 | 4 | 18,18 | 2 | 9,09 |
| MAN | 1 | | 1 | 10,00 | 1 | 0 | 1 | 4,55 | 2 | 9,09 |
| Mercedes-Benz | 2 | | 2 | 20,00 | 8 | 0 | 8 | 36,36 | 8 | 36,36 |
| NISSAN | | | 0 | 0,00 | 0 | 0 | 0 | 0,00 | | 0,00 |
| RENAULT Trucks | 4 | | 4 | 40,00 | 7 | 0 | 7 | 31,82 | 7 | 31,82 |
| TATRA | 1 | | 1 | 10,00 | 1 | 0 | 1 | 4,55 | | 0,00 |
| VOLVO | | | 0 | 0,00 | 0 | 0 | 0 | 0,00 | | 0,00 |
| TOTAL | 10 | 0 | 10 | 100 | 22 | 0 | 22 | 100,00 | 22 | 100,00 |


N3b
nad 17999 kg

PREHĽAD REGISTRÁCIÍ NOVÝCH NÁKLADNÝCH AUTOMOBILOV V SR - kategória N3 - segment N3b
The registration survey of commercial vehicles in Slovak Republic - category N3 - segment N3b

| ZNAČKA / Make | Máj 2011 May 2011 | | | | KUMULATÍV 01.-05./2011 Cumulativ 01.-05./2011 | | | | 01.-05./2010 | |
|------------------|----------------------|----------|------------|------------|--|----------|-------------|---------------|--------------|---------------|
| | ks/pcs | ks/pcs | ks/pcs | % | ks/pcs | ks/pcs | ks/pcs | % | ks/pcs | % |
| | Import N | Reexport | Σ | podiel N | Import N | Reexport | Σ | podiel N | Import N | podiel N |
| | DAF | 29 | | 29 | 8,12 | 169 | 0 | 169 | 11,94 | 54 |
| IVECO | 39 | | 39 | 10,92 | 156 | 0 | 156 | 11,02 | 118 | 19,83 |
| Liebherr | | | 0 | 0,00 | 0 | 0 | 0 | 0,00 | | 0,00 |
| MAN | 26 | | 26 | 7,28 | 216 | 0 | 216 | 15,25 | 50 | 8,40 |
| Mercedes-Benz | 55 | | 55 | 15,41 | 233 | 0 | 233 | 16,45 | 107 | 17,98 |
| RENAULT Trucks | 26 | | 26 | 7,28 | 95 | 0 | 95 | 6,71 | 59 | 9,92 |
| SCANIA | 85 | | 85 | 23,81 | 237 | 0 | 237 | 16,74 | 90 | 15,13 |
| TATRA | | | 0 | 0,00 | 3 | 0 | 3 | 0,21 | 2 | 0,34 |
| VOLVO | 97 | | 97 | 27,17 | 307 | 0 | 307 | 21,68 | 115 | 19,33 |
| TOTAL | 357 | 0 | 357 | 100 | 1416 | 0 | 1416 | 100,00 | 595 | 100,00 |

PREHLAD REGISTRÁCIÍ NOVÝCH AUTOBUSOV - kategória M2 (3,5 - 6 t)

The registration survey of new buses in Slovak republic - category M2 (3,5 - 6 t)
05/2011

|  ZNAČKA / Make | Máj 2011 May 2011 | | | | KUMULATIV 01.-05./2011 Cumulativ 01.-05./2011 | | | | 01.-05./2010 | |
|--|----------------------|----------|--------|----------|--|----------|--------|----------|--------------|----------|
| | ks/pcs | ks/pcs | ks/pcs | % | ks/pcs | ks/pcs | ks/pcs | % | ks/pcs | % |
| | Import N | Reexport | Σ | podiel N | Import N | Reexport | Σ | podiel N | Import N | podiel N |
| FIAT | | | 0 | 0,00 | 0 | 0 | 0 | 0,00 | 2 | 33,33 |
| Mercedes-Benz | | | 0 | 0,00 | 1 | 0 | 1 | 100,00 | 2 | 33,33 |
| OPEL | | | 0 | 0,00 | 0 | 0 | 0 | 0,00 | | 0,00 |
| PEUGEOT | | | 0 | 0,00 | 0 | 0 | 0 | 0,00 | | 0,00 |
| RENAULT | | | 0 | 0,00 | 0 | 0 | 0 | 0,00 | 2 | 33,33 |
| TOTAL | 0 | 0 | 0 | 0 | 1 | 0 | 1 | 100,00 | 6 | 100,00 |

PREHLAD REGISTRÁCIÍ NOVÝCH AUTOBUSOV - kategória M3 (nad 6 t)

The registration survey of new buses in Slovak republic - category M3 (over 6 t)
05/2011

| ZNAČKA / Make | Máj 2011 May 2011 | | | | KUMULATIV 01.-05./2011 Cumulativ 01.-05./2011 | | | | 01.-05./2010 | |
|---------------|----------------------|----------|--------|----------|--|----------|--------|----------|--------------|----------|
| | ks/pcs | ks/pcs | ks/pcs | % | ks/pcs | ks/pcs | ks/pcs | % | ks/pcs | % |
| | Import N | Reexport | Σ | podiel N | Import N | Reexport | Σ | podiel N | Import N | podiel N |
| IRISBUS | | | 0 | 0,00 | 38 | 0 | 38 | 55,07 | 76 | 41,53 |
| ISUZU | | | 0 | 0,00 | 1 | 0 | 1 | 1,45 | 2 | 1,09 |
| MAN | 1 | | 1 | 4,17 | 7 | 0 | 7 | 10,14 | 3 | 1,64 |
| Mercedes Benz | 6 | | 6 | 25,00 | 6 | 0 | 6 | 8,70 | 16 | 8,74 |
| Neoplan | | | 0 | 0,00 | 0 | 0 | 0 | 0,00 | | 0,00 |
| Novoplan | | | 0 | 0,00 | 0 | 0 | 0 | 0,00 | 9 | 4,92 |
| SCANIA | | | 0 | 0,00 | 0 | 0 | 0 | 0,00 | 4 | 2,19 |
| SETRA | | | 0 | 0,00 | 0 | 0 | 0 | 0,00 | 1 | 0,55 |
| SOLARIS | 2 | | 2 | 8,33 | 2 | 0 | 2 | 2,90 | | 0,00 |
| SOR | 10 | | 10 | 41,67 | 10 | 0 | 10 | 14,49 | 61 | 33,33 |
| TEDOM | | | 0 | 0,00 | 0 | 0 | 0 | 0,00 | 10 | 5,46 |
| TROLIGA BUS | 5 | | 5 | 20,83 | 5 | 0 | 5 | 7,25 | | 0,00 |
| Yutong | | | 0 | 0,00 | 0 | 0 | 0 | 0,00 | 1 | 0,55 |
| VOLVO | | | 0 | 0,00 | 0 | 0 | 0 | 0,00 | | 0,00 |
| TOTAL | 24 | 0 | 24 | 100 | 69 | 0 | 69 | 100,00 | 183 | 100,00 |